



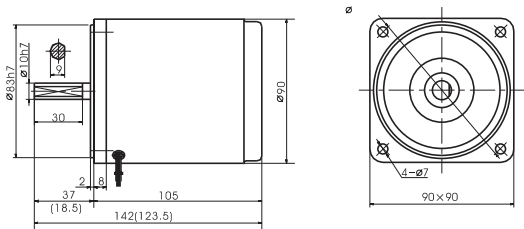
Induction Motor 40W

Motor Characteristics

Model of Motor		Output	Voltage	Frequency	Poles	Duty	Rated				Starting Torque		Capacitor/Ve
Motor	Motor with gear shaft	w	v	Hz	P		Speed	Current	Torque		N.m	kgf.cm	μF/VAC
							r/min	A	N.m	kgf.cm			
5IK40A-A	5IK40GN-A	40	1ph110	50	4	CONT	1350	0.64	0.29	2.85	0.25	2.50	10.0/250
5IK40A-C	5IK40GN-C	40	1ph220	50	4	CONT	1350	0.32	0.29	2.85	0.28	2.50	2.5/450
5IK40A-S	5IK40GN-S	40	3ph220	50	4	CONT	1300	0.38	0.29	2.90	1.15	11.5	/
5IK40A-S ₃	5IK40GN-S ₃	40	3ph380	50	4	CONT	1300	0.22	0.29	2.90	1.15	11.5	/
5IK40A-D		40	1ph220	50	2	CONT	2700	0.35	0.15	1.45	0.13	1.25	3.0/450

- ◆ The capacitor capacitance will be different under different voltage. A correct capacitor capacitance is required to match the applied voltage.
- ◆ Wrong capacitor capacitance is the cause of trouble. You must confirm a correct voltage and select a correct model when your purchase order is placed.

Motor Dimension



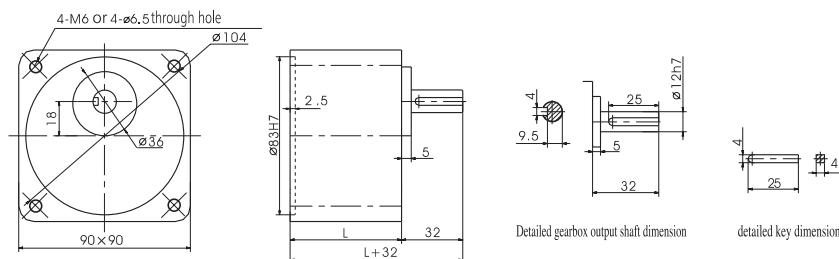
- ◆ The value in the () is the value of small gear shaft motor.

Gearbox Torque and Speed

Model of Gearbox: 5GN□K

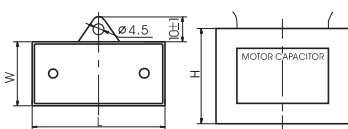
Frequency	Reduction Ratio		3	3.6	5	6	7.5	9	10	12.5	15	18	20	25	30	36	40	50	60	75	90	100	120	150	180	200
50Hz	Output Shaft Speed	r/min	500	417	300	250	200	166	150	120	100	83	75	60	50	41	37	30	25	20	16	15	12	10	8	7.5
		Allowable Torque	N.m	0.68	0.82	1.14	1.37	1.72	2.06	2.29	2.86	3.43	4.13	4.59	5.16	6.20	7.44	8.26	9.80	9.80	9.80	9.80	9.80	9.80	9.80	9.80
	kgf.cm		6.94	8.37	11.6	14.0	17.6	21.0	23.4	29.2	35.0	42.1	46.8	52.6	63.3	75.9	84.3	100	100	100	100	100	100	100	100	100
60Hz	Output Shaft Speed	r/min	600	500	360	300	240	200	180	144	120	100	90	72	60	50	45	36	30	24	20	18	15	12	10	9
		Allowable Torque	N.m	0.58	0.70	0.97	1.16	1.45	1.74	1.93	2.41	2.90	3.48	3.87	4.36	5.23	6.28	6.97	8.72	9.46	9.80	9.80	9.80	9.80	9.80	9.80
	kgf.cm		5.92	7.14	9.90	11.8	10.8	17.7	19.7	24.6	29.6	35.5	39.5	44.5	53.4	64.1	71.1	89.0	96.5	100	100	100	100	100	100	100

Gearbox Dimension



	Reduction Ratio	L(mm)	Q(kg)
Gearbox	5GN3K-GN18K	42	0.73
	5GN20K-GN36K	60	1.03
	5GN40K-GN200K		1.13
Motor			2.30

Capacitor



capacity μF	Voltage	L±1	W±1	H±1	Type
Allowable Deviation ±5%	v	mm	mm	mm	
2.5	450	37	18	28	Down-Head
3.0	450	37	18	28	
10.0	250	47	26	38	

Wiring Diagram

