



Brake Motor 140W

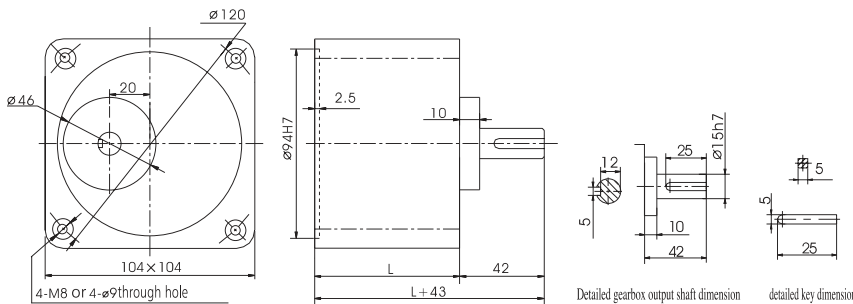


List of Motor Characteristics

Model of Motor		Output	Voltage	Frequency	Poles	Duty	Rated			Starting Torque		Capacitor/Ve	
Motor	Motor with gear shaft	W	V	Hz	P		Speed	Current	Torque	N.m	kgf.cm	μF/VAC	
							r/min	A	N.m	kgf.cm			
6RK140A-AM	6RK140GU-AM	140	1ph110	50	4	30Min	1350	2.00	0.99	9.95	0.90	9.00	30.0/250
6RK140A-CM	6RK140GU-CM	140	1ph220	50	4	30Min	1350	1.13	0.099	9.95	0.90	9.00	10.0/450
6RK140A-SM	6RK140GU-SM	140	3ph220	50	4	30Min	1350	0.95	0.99	9.95	3.50	35.00	/
6RK140A-S3M	6RK140GU-S3M	140	3ph380	50	4	30Min	1350	0.55	0.99	9.95	3.50	35.00	/

●The capacitor capacitance will be different under different voltage. A correct capacitor capacitance is required to match the applied voltage. ●Wrong capacitor capacitance is the cause of trouble. You must confirm a correct voltage and select a correct model when your purchase order is placed.

Overall Dimension of Gearbox



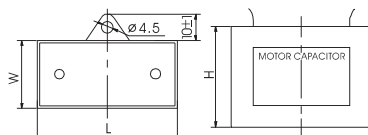
	Reduction Ratio	L(mm)	Weight (kg)
Gearbox	6GU3K-GU9K	72	1.87
	6GU10K-GU18K		2.10
	6GU20K-GU200K		2.75
Motor			5.20

Allowable Torque on Gearbox

Model of Gearbox: 6GU □ K

Frequency	Reduction Ratio		3	3.6	5	6	7.5	9	10	12.5	15	18	20	25	30	36	40	50	60	75	90	100	120	150
50Hz	Output Shaft Speed	r/min	500	417	300	250	200	166	150	120	100	83	75	60	50	41	37	30	25	20	16	15	12	10
	Allowable Torque	N.m	2.36	2.83	3.93	4.71	5.89	7.07	7.07	8.85	10.6	12.7	12.7	16.0	19.2	23.0	25.6	32.0	38.4	39.2	39.2	39.2	39.2	39.2
		kgf.cm	24.1	28.8	40.1	48.1	60.1	72.1	72.1	90.3	108	130	130	163	196	235	261	327	292	400	400	400	400	400
60Hz	Output Shaft Speed	r/min	600	500	360	300	240	200	180	144	120	100	90	72	60	50	45	36	30	24	20	18	15	12
	Allowable Torque	N.m	2.03	2.44	3.39	4.06	5.08	6.09	6.09	7.60	9.15	11.0	11.0	13.8	16.6	19.9	22.1	27.6	33.1	39.2	39.2	39.2	39.2	39.2
		kgf.cm	20.7	24.9	34.6	41.2	51.8	62.1	62.1	77.6	93.4	112	112	141	169	203	226	282	338	400	400	400	400	400

Capacitor

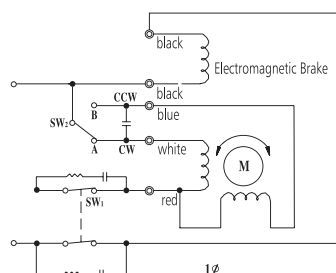


capacity μF	Voltage	L±1	W±1	H±1	Type
Allowable Deviation: ±5%	V	mm	mm	mm	Down-lead
10.0	450	47	26	38	
30.0	250	68	32	56	

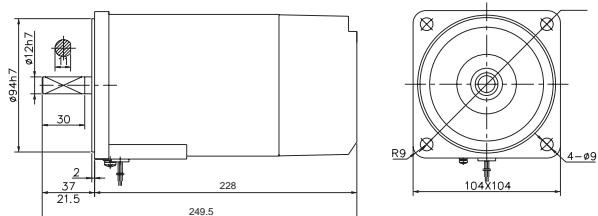
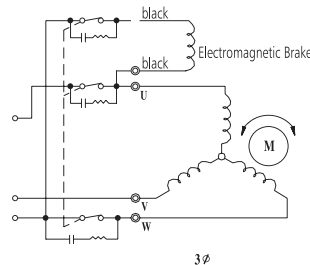
Model of Gearbox: 6GU □ K

Frequency	Reduction Ratio		180	200
50Hz	Output Shaft Speed	r/min	8	7.5
	Allowable Torque	N.m	39.2	39.2
		kgf.cm	400	400
60Hz	Output Shaft Speed	r/min	10	9
	Allowable Torque	N.m	39.2	39.2
		kgf.cm	400	400

Wiring Diagram



Motor Overall Dimension



●The value in the () is the value of small gear shaft motor.